

## SAFETY ALERT

*Compatible mounting systems for Bobike Seats*



## Bobike bicycle safety seats

### Mounting System Compatibility Chart

Bobike team has observed challenges among its customers in comprehending the mounting systems of each seat and determining when changes are permissible between different systems - for luggage or for frame.

To prevent accidents or inappropriate modifications to Bobike seats, we have created a set of charts categorized by range to facilitate the transmission of this information.

### Bobike Go® Maxi








Bobike Go bicycle safety seats have special **non- interchangeable mounting systems** designed specifically for each variant- Frame, Carrier, MIK-HD.

**You can not convert the original mounting system.**

On the Frame version, you can buy extra parts like the Metal Mounting Bar or a Safety Frame Bracket to easily switch the seat between bikes with a frame mounting system.

**For safety reasons, spare parts are not available for the Carrier or MIK-HD versions.**

**Never install a Metal Mounting Bar on the Carrier or MIK version.**

SEAT	GO® MAXI / RECLINING			
MOUNTING SYSTEM	 FRAME	 CARRIER	 MIK-HD	 AVS+
CAN THE MOUNTING SYSTEM BE CHANGED?	<b>X</b>	<b>X</b>	<b>X</b>	<b>X</b>
SPARE PARTS	FRAME	CARRIER	MIK-HD	AVS+
	 <b>Safety Frame Holder</b> Ref. 8015300194	NO SPARE PARTS AVAILABLE	NO SPARE PARTS AVAILABLE	NO SPARE PARTS AVAILABLE
	 <b>Metal Mounting Bar for frame</b> Ref. 8015300213			
	 <b>Metal Mounting Bar for Small Frames and 29ers</b> Ref. 8015300218			

We care about the future.

***We move the future!***