

SAFETY ALERT

Compatible mounting systems for Bobike Seats



Bobike bicycle safety seats

Mounting System Compatibility Chart

Bobike team has observed challenges among its customers in comprehending the mounting systems of each seat and determining when changes are permissible between different systems - for luggage or for frame.

To prevent accidents or inappropriate modifications to Bobike seats, we have created a set of charts categorized by range to facilitate the transmission of this information.

Bobike Go® Maxi










Bobike Go bicycle safety seats have special **non- interchangeable mounting systems** designed specifically for each variant- Frame, Carrier, MIK-HD.

You can not convert the original mounting system.

On the Frame version, you can buy extra parts like the Metal Mounting Bar or a Safety Frame Bracket to easily switch the seat between bikes with a frame mounting system.

For safety reasons, spare parts are not available for the Carrier or MIK-HD versions.

Never install a Metal Mounting Bar on the Carrier or MIK version.

SEAT	GO® MAXI / RECLINING		
MOUNTING SYSTEM			
	FRAME	CARRIER	MIK-HD
CAN THE MOUNTING SYSTEM BE CHANGED?			
SPARE PARTS	FRAME	CARRIER	MIK-HD
	 Safety Frame Holder Ref. 8015300194	NO SPARE PARTS AVAILABLE	NO SPARE PARTS AVAILABLE
	 Metal Mounting Bar for frame Ref. 8015300213		
	 Metal Mounting Bar for Small Frames and 29ers Ref. 8015300218		

We care about the future.

We move the future!